

Grade 100 Welded Master Links

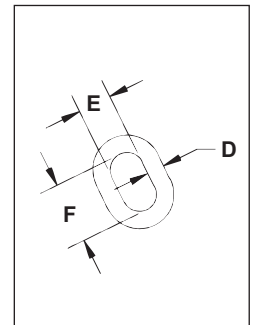
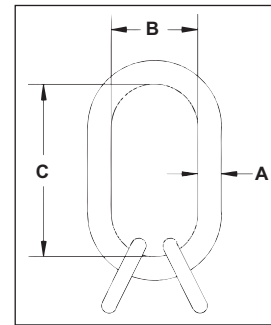
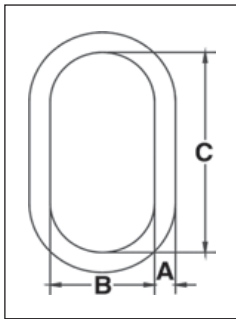


A-1343
Welded Master Link

- Ratings below are for use with chain slings fabricated in accordance with ASTM B30.9.
- Alloy Steel - Quenched and Tempered.
- Design Factor of 4 to 1.
- Individually Proof Tested to values shown.
- Meets or exceeds all requirements of ASME B30.26 including identification, ductility, design factor, proof load and temperature requirements. Importantly, these master links meet other critical performance requirements including fatigue life, impact properties and material traceability, not addressed by ASME B30.26.
- Each link has a Product Identification Code (PIC) for material traceability, along with the size and "CG" stamped into it.



A-1346
Welded Master Link Assembly



A-1343 Welded Master Link

Size	A-1343 Stock No. S.C.	Weight Each (kg)	For use as Grade 100 Chain Sling		For use as Grade 80 Chain Sling		WLL (t)	Proof Load (t)	Dimensions (mm)		
			Single Leg Chain Size (mm)	Double Leg Chain Size (mm)	Single Leg Chain Size (mm)	Double Leg Chain Size (mm)			A	B	C
12X1	1247069	0.30	6	—	6-7	6	1.6	4	12	60	120
13X2	1247076	0.36	7-8	6	8	7	2.5	6.3	13	60	120
17X3	1247087	0.86	10	7-8	10	8	4.1	10.3	17	90	160
19X4A	1247096	1.08	13	10	13	10	6.7	16.8	19	90	160
22X4B	1247115	1.59	13	10	16	13	8.5	21.3	22	90	170
25X5	1247124	2.43	16	13	18-19	16	11.5	28.8	25	115	210
28X6	1247133	3.91	16-18	13	18-20	16	13	32.5	28	145	275
31X7	1247142	4.86	19-20	16	22-23	18-20	17	42.5	31	145	275
36X8	1247151	6.87	22-23	18-20	26	22-23	24	60	36	155	285
38X9	1247160	7.63	26	22-23	32	26	31.5	78.8	38	140	270
50X10A	1247165	17.6	32	26	—	32	45	112.5	50	200	380
57X10B	1247172	24.5	—	32	—	—	65.3	163.3	57	203	406

See chart on page 206 for other sling angles.

A-1346 Welded Master Link Assembly

Size	A-1346 Stock No.	Weight Each (kg)	For use as Grade 100 Chain Sling Three Four Legs Chain Size (mm)	For use as Grade 80 Chain Sling Three Four Legs Chain Size (mm)	WLL (t)	Proof Load (t)	Dimensions (mm)					
							A	B	C	D	E	F
17X1	1256868	1.58	6	7	4.1	10.3	17	90	160	13	60	120
19X2A	1256874	1.8	7	8	4.3	10.6	19	90	160	13	60	120
22X2B	1256883	3.35	8	10	6.7	16.8	22	100	180	17	90	160
25X3	1256892	5.51	10	10	8.9	22.3	25	146	275	19	90	160
28X4A	1256917	7.17	13	13	14.5	36.3	28	145	275	22	100	180
31X4B	1256926	9.72	13	16	17	42.5	31	145	275	25	115	210
36X5	1256935	12.2	16	18-19	23.6	59	36	146	275	28	100	190
40X6	1256944	18.68	18	19-20	28.1	70.3	40	160	300	31	145	275
45X7	1256953	26.56	19-20	22-23	38.3	95.8	45	180	340	36	155	285
50X8	1256962	32.86	22-23	26	45	112.5	50	200	380	38	140	370
57X9	1256971	59.7	26	32	67	167.5	57	203	406	50	200	380

* A-1345. See chart on page 206 for other sling angles.