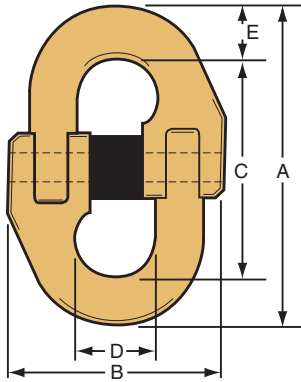


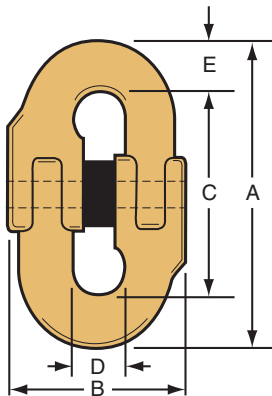
Crosby Trawlex® Components



Crosby Trawlex® Component Connector TLN

Model	Stock No.	Chain Dia. (mm)	Dimensions (mm)					Weight (kg)
			A	B	C	D	E	
TL7N	2780583	7	67	49	48	14.3	9	.11
TL10N	2780592	10	89	66	64	19.2	13	.36
TL13N	2780609	13	118	85	85	26.5	17	.66
TL16N	2780618	16	144	96	106	32	19	1.08
TL19N	2780627	19	168	115	122	38.5	23	1.77
TL23N	2780636	23	206	140	150	49	28	2.8
TL26N	2780645	26	230	163	166	57	32	4.4
TL32N	2780654	32	278	210	200	63	39	8.4

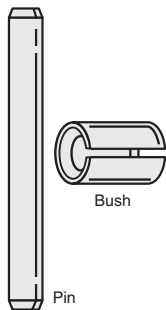
Individually Proof Tested to 2.5 x WLL.



Crosby Trawlex® Chain Connector KJ

Model	Stock No.	Chain Dia. (mm)	Dimensions (mm)					Weight (kg)
			A	B	C	D	E	
KJ7	2780663	7	56	34	41	8	7.5	.09
KJ10	2780672	10	73	45	51	11.5	11	.27
KJ13	2780681	13	94	61	65	14.7	14	.44
KJ16	2780690	16	120	75	84	19.1	18	.83
KJ19	2780707	19	142	90	100	22.9	21	1.42

Individually Proof Tested to 2.5 x WLL.



Crosby Trawlex® Chain & Component Connector Spares

Component Connector TL				Chain Connector KJ			
Pin		Bush		Pin		Bush	
Model	Stock No.	Model	Stock No.	Model	Stock No.	Model	Stock No.
TL7PIN	2784222	TL7BUSH	2784142	KJ7PIN	2783116	KJ7BUSH	2783063
TL10PIN	2784231	TL10BUSH	2784151	KJ10PIN	2783125	KJ10BUSH	2783072
TL13PIN	2784240	TL13BUSH	2784160	KJ13PIN	2783134	KJ13BUSH	2783081
TL16PIN	2784259	TL16BUSH	2784179	KJ16PIN	2783143	KJ16BUSH	2783090
TL19PIN	2784268	TL19BUSH	2784188	KJ19PIN	2783152	KJ19BUSH	2783107
TL23PIN	2784277	TL13BUSH	2784197	-	-	-	-
TL26PIN	2784286	TL26BUSH	2784204	-	-	-	-
TL32PIN	2784295	TL32BUSH	2784213	-	-	-	-

Full details of the load and retaining pins required for each Trawlex® component are shown on Trawlex® Data Sheet TX191, available on request.