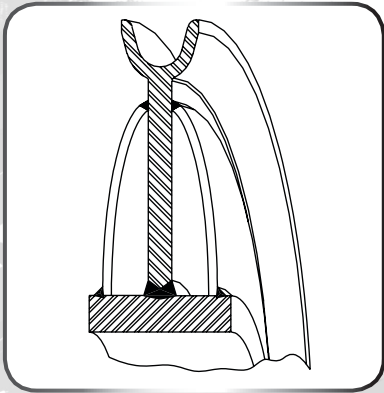


DOMED SHEAVES 24" AND LARGER



Eliminates High Stress Weld Intersections

McKissick® Domed Roll-Forged sheaves are welded in a circular pattern thus eliminating the higher stresses created by welding ribs or other forms of stiffeners.



U.S. Patents D621, 240

Large Range of Sheave Sizes Available

McKissick Domed reinforced Roll-Forged sheaves are available in sizes 24 inches and larger, and bearing styles that best fit your extreme duty applications.



Roll Forged Sheave and Latest in Welding Technology

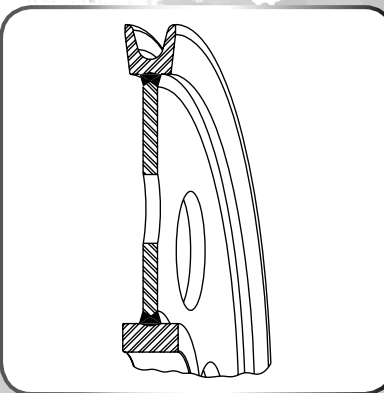
McKissick Domed Roll-Forged sheaves have the strength, fatigue properties and rigidity needed for those "extreme duty sheaves" with high working stress and side loading.

McKissick® Fabricated Sheaves

Custom sheaves are available. See page 287 for ordering details.

McKissick
Sheaves

HEAVY DUTY SHEAVES AVAILABLE THROUGH 116" IN OUTSIDE DIAMETER




The Best Solution for Large Sheave Sizes

McKissick fabricated sheaves are available with machined groove rings or machined forged rings utilized for the rim or hub.



Large Range of Sheave Sizes Available

McKissick fabricated sheaves are available in multiple sizes, and bearing styles that best fit your heavy duty applications



For Larger Sheave Sizes

McKissick fabricated sheaves are an excellent solution when the required sheave size is too large to be manufactured by the roll forged sheave process.