


# Replacement Hooks for Chain Hoists

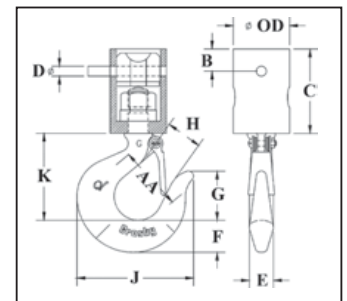
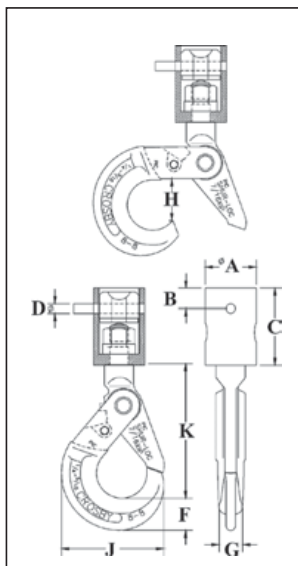


**O-318**  
Chain Nest Hook



**O-319**  
Chain Nest Hook

- Available in Working Load Limits of 1.7, 2.3, and 4.2 Tons.
- Fits 1/4" thru 9/16" hoist chain.
- Hooks are forged alloy steel – Quenched and Tempered.
- Chain connecting pin is alloy.
- A Product Identification Code (PIC) for material traceability, the size, and the name Crosby or "CG" are forged or stamped onto each hook and swivel assembly (chain nest).
- Entire assembly is zinc plated.
- Fitted with ball bearings and is suitable for frequent rotation under load.
- Repair kit available consisting of bearing and spring pin.
- O-318 Hooks utilize Crosby SHUR-LOC® "Positive Locking" hooks. Latch is Self-Locking when hook is loaded.
- O-319 Hooks utilize Crosby® standard 319 Shank Hooks with the registered **QUIC-CHECK®** marking.
- Replacement latch kits are available.
- Use in corrosive environment requires shank and nut inspection in accordance with ASME B30.10-1.10.4(b)(5)(c).



**SEE APPLICATION AND WARNING INFORMATION**  
 O-318 On Pages 272-273  
 O-319 On Pages 142-143  
 Para Español: [www.thecrosbygroup.com](http://www.thecrosbygroup.com)

Chain & Accessories

## O-318 Chain Nest Hooks

Chain Size (in)	O-318 Stock No.	Working Load Limit (Tons)*	Weight Each (lb)	Dimensions (in)								
				A	B	C	D	F	G	H	J	K
1/4 - 9/32	1098409	1.7	3.50	1.75	.70	2.62	.31	1.10	.81	1.46	3.50	4.59
5/16 - 3/8	1098427	2.3	6.00	2.13	.70	3.19	.38	1.15	.94	1.83	4.35	5.65
3/8 - 7/16	1098445	4.2	13.75	3.00	1.00	4.38	.50	1.66	1.16	2.11	5.45	7.06
1/2 - 9/16	1098463	4.2	13.75	3.00	1.00	4.38	.63	1.66	1.16	2.11	5.45	7.06

\* Ultimate Load is 4 times the Working Load Limit.

## O-319 Chain Nest Hooks

Chain Size (in)	O-319 Stock No.	Working Load Limit (Tons)*	Weight Each (lb)	Dimensions (in)										
				OD	AA	B	C	D	E	F	G	H	J	K
1/4 - 9/32	1098312	1.7	2.55	1.75	2.00	.70	2.62	.31	.75	1.00	1.53	1.00	3.62	2.69
5/16 - 3/8	1098334	2.3	4.00	2.13	2.00	.70	3.19	.38	.84	1.12	1.72	1.12	4.09	3.06
3/8 - 7/16	1098356	4.2	10.00	3.00	2.50	1.00	4.38	.50	1.12	1.44	2.12	1.34	4.84	3.78
1/2 - 9/16	1098378	4.2	10.00	3.00	2.50	1.00	4.38	.63	1.12	1.44	2.12	1.34	4.84	3.78

\* Ultimate Load is 4 times the Working Load Limit.