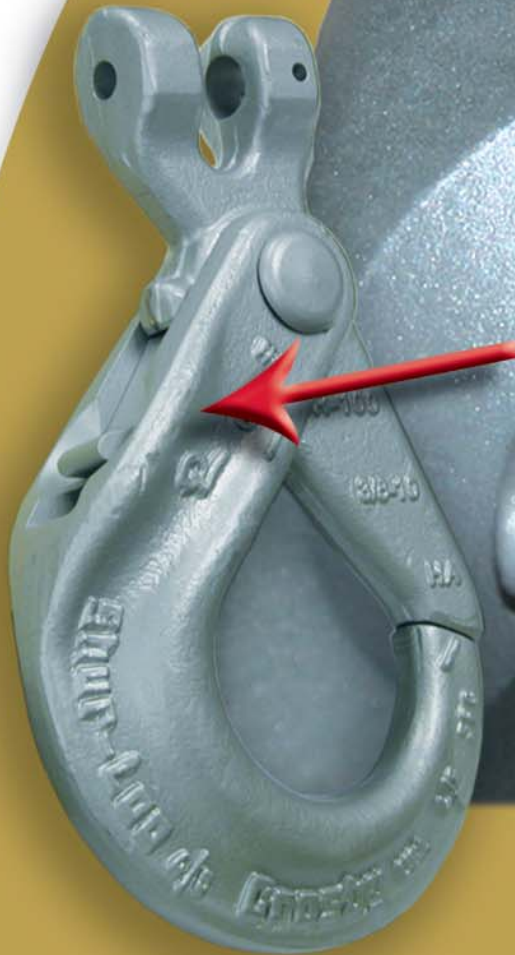


Crosby® innovation...

SHUR-LOC® HOOKS

with
Recessed
Trigger



Crosby 8/10™

All Crosby SHUR-LOC® hooks now feature a recessed trigger that is:

- ✓ Flush with body, which protects trigger from potential damage.
- ✓ Easy to operate with ENLARGED THUMB ACCESS.

the **Crosby**® group

Crosby U.S.A.
PO Box 3128
Tulsa, OK
U.S.A.
(918) 834-4611
Fax: (918) 832-0940

Crosby Canada
145 Heart Lake Road
Brampton, Ontario
L6W 3K3 Canada
(905) 451-9261
Fax: (877) 260-5106

Crosby Europe nv
Industriepark Zone B n°26
2220 Heist-op-den-Berg
Belgium
(+32) (0)15 75 71 25
Fax: (+32) (0)15 75 37 64

www.thecrosbygroup.com

CROSBY PRODUCTS DISTRIBUTED BY:



BIG NEWS from Crosby®



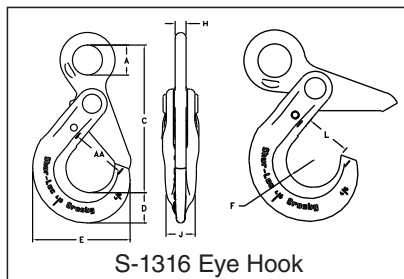
Fatigue Rated®

Crosby 8/10™

SHUR-LOC® hooks have the following features:

- Positive Lock Latch is self-locking when hook is loaded.
- Forged Alloy Steel – Quenched and Tempered.
- The SHUR-LOC® hook, if properly installed and locked, can be used for personnel lifting applications, and meets the intent of OSHA Rule 1926.550 (g) (iv) (B).
- Recessed Trigger – an easy to use feature that protects trigger from potential damage.
- Suitable for use with both Grade 100 and Grade 80 chain.

S-1316 Eye Hook

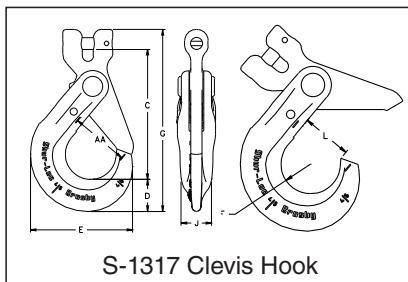


S-1316 Eye Hook

Chain Size		Working Load Limit (lbs.)*	S-1316 Stock No.	Weight Each (lbs.)	Dimensions (in.)								
(in.)	(mm)				A	C	D	E	F	H	J	L	AA
-	6	3200	1022896	.85	.78	3.95	.79	2.60	.67	.31	.63	1.14	1.50
1/4-5/16	7-8	5700	1022914	1.80	1.08	5.31	1.10	3.50	.87	.39	.81	1.48	2.00
3/8	10	8800	1022923	3.40	1.30	6.57	1.17	4.39	1.10	.51	.94	1.83	2.50
1/2	13	15000	1022932	6.00	1.65	8.23	1.67	5.45	1.26	.67	1.16	2.22	3.00
5/8	16	22600	1022941	15.1	2.20	10.06	2.04	6.56	1.50	.87	1.50	2.65	3.50
3/4	18-20	35300	1022942	19.0	2.60	10.77	2.22	7.76	2.01	.87	2.03	3.52	-
7/8	22	42700	1022943	28.0	2.87	12.49	2.45	8.75	2.27	.98	2.20	3.83	-
1	26	59700	1022944	49.5	3.15	14.60	3.21	9.87	2.46	1.26	2.68	4.09	-

* Minimum Ultimate Load is 4 times the Working Load Limit.

S-1317 Clevis Hook



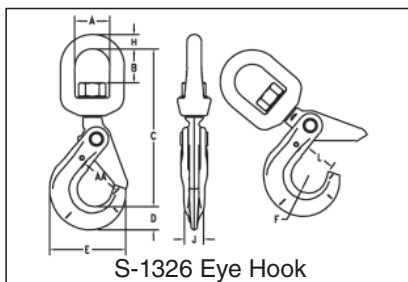
S-1317 Clevis Hook

Chain Size		Working Load Limit (lbs.)*	S-1317 Stock No.	Weight Each (lbs.)	Dimensions (in.)						
(in.)	(mm)				C	D	E	G	J	L	AA
-	6	3200	1028991	.77	3.44	.79	2.60	4.75	.63	1.16	1.50
1/4	7	4300	1029000	1.80	4.48	1.10	3.51	6.25	.81	1.48	2.00
5/16	8	5700	1029009	1.80	4.47	1.10	3.51	6.25	.81	1.48	2.00
3/8	10	8800	1029018	3.66	5.53	1.17	4.39	7.54	.94	1.83	2.50
1/2	13	15000	1029027	6.80	6.81	1.67	5.49	9.52	1.16	2.22	3.00
5/8	16	22600	1029036	11.9	8.22	2.04	6.55	11.61	1.50	2.65	3.50
3/4	18-20	35300	1029071	15.0	9.42	2.22	7.76	13.21	2.03	3.52	-
7/8	22	42700	1029080	28.0	11.14	2.45	8.75	15.45	2.20	3.83	-
1	26	59700	1029089	49.5	12.56	3.21	9.87	18.44	2.68	4.09	-

* Minimum Ultimate Load is 4 times the Working Load Limit.

S-1326 SHUR-LOC® Swivel Hooks

- Suitable for infrequent, non-continuous rotation under load.



S-1326 Eye Hook

Chain Size		S-1326 Stock No.	Grade 100 Alloy Chain Working Load Limit (lbs.) 4:1*	Weight Each (lbs.)	Dimensions (in.)									
(in.)	(mm)				A	B	C	D	E	F	H	J	L	AA
-	6	1004304	3200	1.26	1.50	1.32	6.13	.79	2.60	.67	.50	.63	1.13	1.50
1/4-5/16	7-8	1004313	5700	2.62	1.75	1.59	7.60	1.10	3.50	.87	.63	.81	1.38	2.00
3/8	10	1004322	8800	4.70	2.00	1.73	8.83	1.17	4.39	1.10	.75	.94	1.75	2.50
1/2	13	1004331	15000	8.64	2.50	2.38	11.20	1.67	5.45	1.26	1.00	1.16	2.11	3.00
5/8	16	1004340	22600	17.00	2.75	2.53	12.98	2.05	6.56	1.50	1.13	1.50	2.49	3.50
3/4	18-20	1004349	35300	24.00	2.83	2.52	17.42	2.22	7.76	2.01	1.10	2.03	3.52	5.00
7/8	22	1004358	44100	29.00	3.44	3.19	16.47	2.45	8.75	2.26	1.30	2.20	3.83	6.00

* Ultimate Load is 4 times the Working Load Limit.

Remember, "When buying Crosby, you're buying more than product, you're buying Quality."